

MOWER COUNTY AGRICULTURAL PROFILE

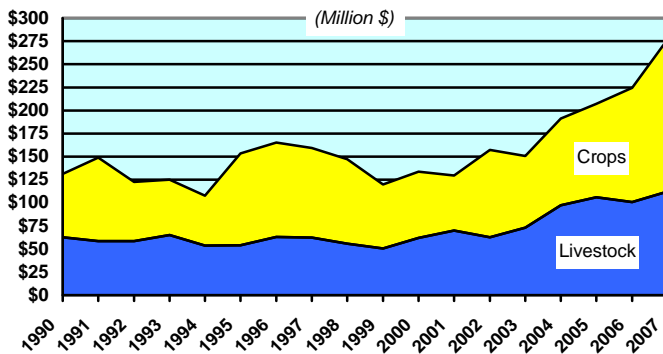
Mower County

- Population: 37,952– ranks 26th in MN
- Total employment: 22,407 jobs
 - Farm employment: 1,526 jobs
 - Non-farm employment: 20,881 jobs

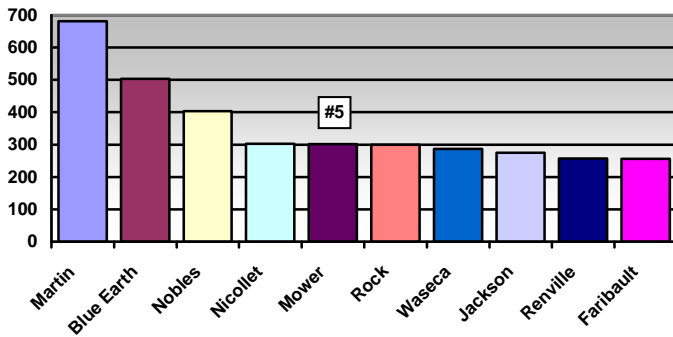
Agricultural Rankings (among all MN counties):

- No. 8 in crop production
 - No. 10 in soybeans
 - No. 10 in corn for grain
- No. 12 in total agriculture
- No. 21 in livestock production
 - No. 5 in hogs

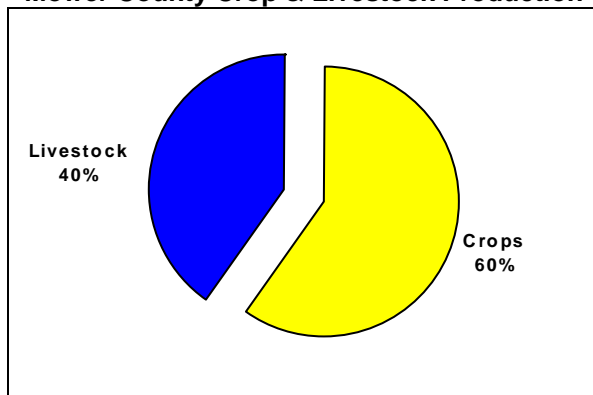
Mower County Crop & Livestock Marketing



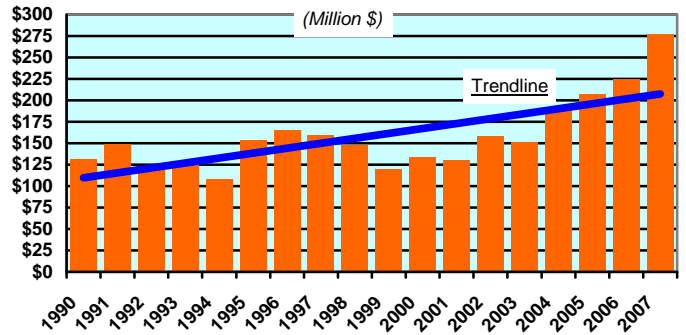
MN Top 10 Counties: Hogs (inventory '000s)



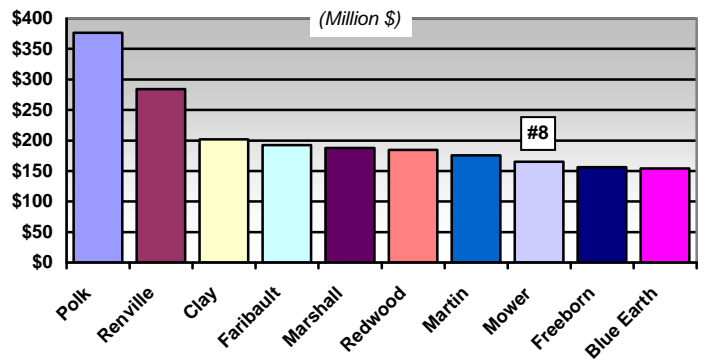
Mower County Crop & Livestock Production



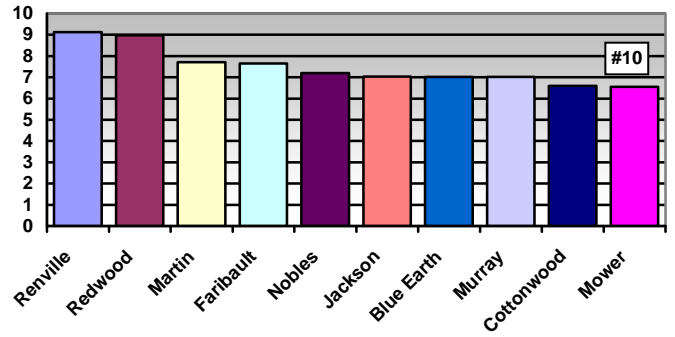
Mower County Agricultural Marketing



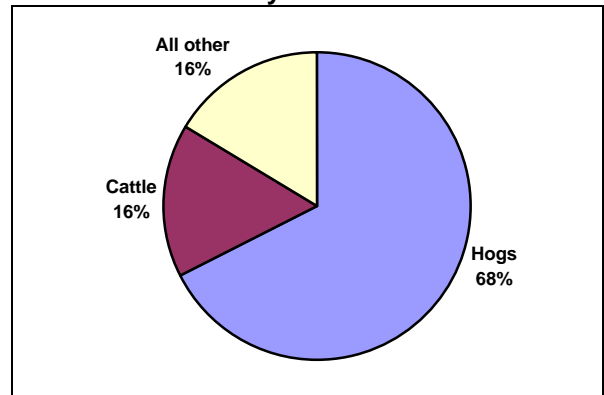
Minnesota Top 10 Counties: Crops Production



MN Top 10 Counties: Soybean (million bu.)



Mower County Livestock Sectors

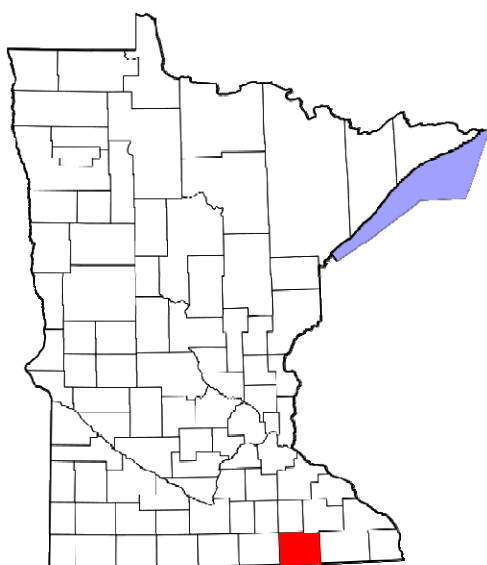


Source: USDA/NASS



TDD: 1-800-627-3529 • An Equal Opportunity Employer and Provider

MOWER COUNTY AGRICULTURAL PROFILE



Mower County Agriculture – 2007 Agricultural Census

Item	Quantity	State Rank
MARKET VALUE OF AGRICULTURAL PRODUCTS SOLD (\$1,000)		
Total value of agricultural products sold	287,803	12
Value of crops including nursery and greenhouse	166,424	8
Value of livestock, poultry, and their products	121,179	18
VALUE OF SALES BY COMMODITY GROUP (\$1,000)		
Grains, oilseeds, dry beans, and dry peas	157,868	6
Tobacco	-	-
Cotton and cottonseed	-	-
Vegetables, melons, potatoes, and sweet potatoes	(D)	12
Fruits, tree nuts, and berries	53	44
Nursery, greenhouse, floriculture, and sod	747	38
Cut Christmas trees and short rotation woody crops	(D)	44
Other crops and hay	(D)	(D)
Poultry and eggs	(D)	(D)
Cattle and calves	19,487	25
Milk and other dairy products from cows	(D)	26
Hogs and pigs	81,781	8
Sheep, goats, and their products	179	36
Horses, ponies, mules, burros, and donkeys	161	22
Aquaculture	-	-
Other animals and other animal products	171	41
TOP CROP ITEMS (acres)		
Corn for grain	206,228	5
Soybeans for beans	145,225	13
Vegetables harvested for sale	14,544	2
Forage - land used for all hay and haylage, grass silage, and greenchop	9,956	53
Sweet corn	7,076	3
TOP LIVESTOCK INVENTORY ITEMS (number)		
Hogs and pigs	305,181	5
Turkeys	(D)	(D)
Cattle and calves	29,744	25
Sheep and lambs	1,762	32
Horses and ponies	1,158	30

Source: 2007 Agricultural Census